

Al Rajhi Materials Sector Equity Fund

Month Ending December 2024

الراجحي المالية
Al Rajhi Capital



OBJECTIVE

Achieve long term capital appreciation by investing in shares of Shariah compliant companies listed on the Saudi Stock Exchange (Tadawul). The Fund exclusively invests in the companies doing business in Materials Sector. The Fund also provides liquidity to the investors.

PERFORMANCE (TABLE)

Track Record	1 Year	3 Years	5 Years	10 Years	Since Inception
Positive Performance (Months)	6.00	21.00	38.00	67.00	118.00
Outperformance Against Benchmark (Months)	9.00	26.00	39.00	68.00	102.00
Short-term Return (%)	1 Month	3 Months	6 Months	QTD	YTD
Fund	1.15	-4.45	2.99	-4.45	2.19
Benchmark	0.50	-5.59	-1.28	-5.59	-9.42
Calendar Returns (%)	2019	2020	2021	2022	2023
Fund	2.85	15.27	37.12	-0.81	25.64
Benchmark	8.36	15.12	35.54	-9.89	4.79
Cumulative Returns (%)	1 Year	3 Years	5 Years	10 Years	Since Inception
Fund	2.19	27.35	101.29	112.34	103.64
Benchmark	-9.42	-14.48	33.44	43.66	47.37
Annualized Returns (%p.a.)	1 Year	3 Years	5 Years	10 Years	Since Inception
Fund	2.19	8.39	15.02	7.82	4.25
Benchmark	(9.42)	(5.08)	5.94	3.69	2.30

FEATURES

Fund Type	Open Ended Equity Fund
Fund Domicile	Saudi Arabia
Risk Level	High
Inception Date	November 2007
Inception Price	SAR 10 Per Unit
Fund Currency	Saudi Riyal
Benchmark	Al Rajhi Materials Sector Index Calculated by S&P Custom Indices
Subscription Fee	2.00%
Management Fee	1.75% Annually
Performance Fee	Nil
Minimum Subscription	SAR 10
Minimum Additional Subscription	SAR 1
Minimum Redemption	SAR 10
Valuation Frequency & Days	Daily - Sunday to Thursday
Cut-Off Time & Day	Before 2 PM - Prior to Dealing Day
Announcement & Payment Day	Following the Dealing Day
Trade Execution	T + 2 (Third Business Day)
Fund Manager	Al Rajhi Capital
Custodian	AlBilad Investment Company clientservices@albilad-capital.com

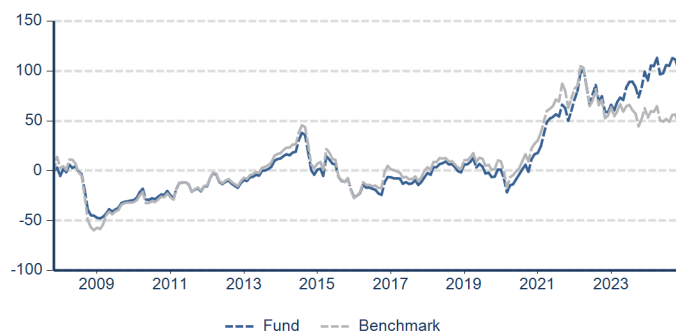
LATEST AWARDS AND RANKINGS (AS AT 31 December 2024)



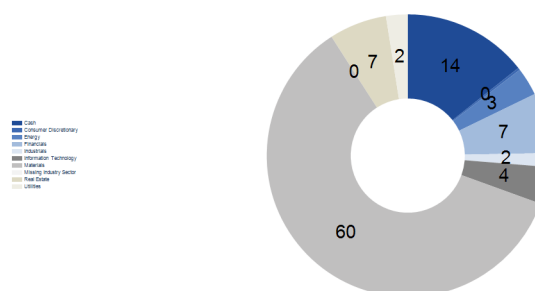
PRICE INFORMATION (End of December 2024)

Net Asset Value Per Unit	SAR	20.1482	▲
Change (MoM)	SAR	0.2178	1.15 %
Total Fund Units		2,708,688	
Total Net Assets	SAR	54,575,186.25	

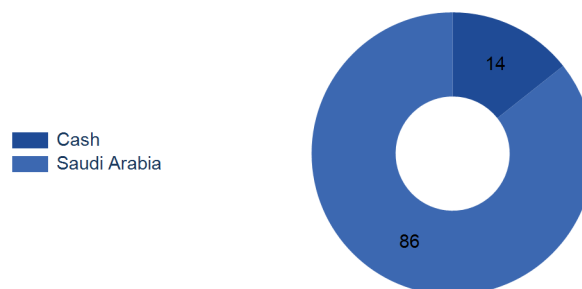
PERFORMANCE (CHART)



SECTOR BREAKDOWN (%TOTAL NET ASSETS)



GEOGRAPHICAL BREAKDOWN (%Total Net Assets)



STATISTICAL ANALYSIS

Performance (Annualized)	1 Year	3 Years	5 Years	10 Years	Since Inception
Excess Returns (%)	11.61	13.47	9.08	2.34	1.95
Alpha (%)	12.89	13.86	9.11	4.24	2.10
Risk (Annualized)	1 Year	3 Years	5 Years	10 Years	Since Inception
Maximum Drawdown (%)	-7.83	-21.63	-22.63	-34.33	-50.85
Standard Deviation (%)	14.77	18.95	20.47	20.29	20.52
Downside Risk (SSD) (%)	10.74	14.45	15.82	14.33	15.34
MARKET SENSITIVITY (Annualized)	1 Year	3 Years	5 Years	10 Years	Since Inception
Beta	1.01	0.95	0.91	0.92	0.83
REWARD TO RISK (Annualized)	1 Year	3 Years	5 Years	10 Years	Since Inception
Sharpe Ratio	0.22	0.52	0.79	0.47	0.31
Information Ratio	2.78	2.34	1.36	0.71	0.16
Tracking Error	4.55	5.73	5.98	5.18	7.75

DISCLAIMER

Al Rajhi Capital is an Authorized Person under the APR with license number37-07068 granted by the CMA. Past performance is neither an indication nor a guarantee of future returns. The value of units and income from them can go up or down; investors may receive less than what they have originally invested. Additionally, fees charged on funds and currency exchange rates may have additional adverse effects. Investors should consider their individual and financial situation prior to entering into a specific product/fund and should seek advice from investment and legal professionals. Detailed and specific information related to the product is provided in the terms and conditions applicable to the fund which should be read and understood prior to entering into it.

CONTACT DETAILS

Al Rajhi Capital Head Office,
King Fahad Road, P. O. Box 5561,
Riyadh 11432,
Kingdom of Saudi Arabia.
Tel.: 920005856
Email: customerservice@alrajhi-capital.com URL: www.alrajhi-capital.com

